


Wythe County Public Schools Parent Portal Information




What is Parent Portal?

The Parent Portal is a “doorway” into Wythe County Public School System giving parents access to information about their children.

Parents/Guardians may access:

- Student Grades
- Attendance
- Teacher Comments
- Student Fees - Lunch Fee Not Active



How do Parents Access the Portal?

- Parents/Legal Guardians will be required to sign for student codes from their child's school office and show a Picture ID.
- Parent Portal Links will be placed on the school and county homepages so parents will have easy access.
<http://ps.wythe.k12.va.us>
- Parents will be given instructions and codes so they can set up their own accounts.
- Parents will require only one log-in. Multiple students can be added to each parent account.

What does Parent Portal look like?

Grades and Attendance - PowerSchool Parent Access - Windows Internet Explorer

http://ps.wythe.k12.va.us/guardian/home.html

File Edit View Favorites Tools Help

Grades and Attendance - ... Wythe County Public Schools...

PowerSchool

Grades and Attendance Grade History Attendance History Email Notification Teacher Comments School Bulletin Class Registration Balance My Calendars Account Preferences

(Last Login: 1/4/2011 at 1:12 PM) Logout

Grades and Attendance Standards Grades

Grades and Attendance

Attendance By Class

Exp	Last Week					This Week					Course	M1	M2	M3	E1	S1	Y1	Absences	Tardies	
	M	T	W	H	F	M	T	W	H	F										
P1(A)											Accounting	B 87.8	B 88.8	B 82.6					3	0
P2(A)											DE Biology	B 81	B 82	C 73					2	0
P3(A)											US Government	B 86	B 90	A 95					3	0
P4(A)											Marketing	B 91	B 87	A 100					3	0
P5(A)											Study Hall	--	--	--					3	0
P6(A)											Design Multimedia and Web Technologies	B 87	A 94	A 100					2	0
P7(A)											DE English 12	A 91	A 93	A 91					3	0
Attendance Totals																		19	0	

Show dropped classes also

javascript:switchStudent(3318);

start Document1 - Microsof... SMART Product Update Microsoft PowerPoint ... Grades and Attendan... Internet 100% 10:19 PM

Parent Portal Access Changes

Powerschool has introduced a new single sign-on for parents. This means that parents can have one login to access all of their children's grades and attendance in one place.

1. Go to "PowerSchool Parent" from the School Webpage
2. Choose Create Account
3. Fill in your information including new password, which must be at least 6 digits.



The screenshot shows a form titled "Create Parent/Guardian Account" with the following fields: First Name, Last Name, Email, Desired User Name, Password, and Repeat Password. An arrow points from step 3 of the instructions to this form.



The screenshot shows a button labeled "Create an Account" and a block of text: "Create a parent/guardian account that allows you to view all of your students with one login account. You can also manage your account preferences. Learn more."

4. Enter the access sticker(s) to link your student(s) to your new login

id & password found on the

Link Students to Account

Enter the Access ID, Access Password, and Relationship for each student you wish to add to your Parent/Guardian Account

Student Name	Access ID	Access Password	Relationship
1. <input type="text"/>	<input type="text"/>	<input type="text"/>	<input type="text" value="Choose"/>

Once you have set up this new login, you can now manage your account by clicking the Account Preferences button. If you have more than one student, you will see buttons to switch between your students' information.



The screenshot shows the PowerSchool Parent Portal interface. At the top, there is a navigation bar with icons for Grades and Attendance, Class Roster, Attendance History, Other Information, Update Information, Student Grades, Other Information, Settings, My Account, and Help. Below the navigation bar, there is a search bar and a "Home" button. The main content area is titled "Account Preferences - Profile" and contains a form for managing the user's profile.

TIPS FOR USING PARENT PORTAL






PARENT PORTAL INFORMATION:

- **Parents/Legal Guardians are responsible for login information once it is signed for and received from each of your child's school.**
- **Each student can have multiple parents or guardians with portal access.**
- **If you have more than one child attending Wythe County Public Schools, you will be allowed to enter each child's access ID and pass code into one parent portal so you will not have multiple logins.**
- **The login and password will remain the same for each student as long as the student is enrolled in Wythe County Public Schools. It is not necessary to register to parent portal each year.**
- **Keep your portal information in a safe place. If you forget your password and need it reset, you must contact your child's school.**
- **The parent portal will be turned off during the summer months in order to prepare for the upcoming school year.**
- **The lunch fees and class registration portions of the parent portal are currently NOT active. You CAN NOT obtain lunch balances or register for classes from the portal at this time.**
- **When entering codes be careful with the letter O versus the number 0.**

TIPS FOR USING PARENT PORTAL GRADE BOOK:

- Understand time is needed for teachers to record grades and answer emails.
- Teachers average grades differently. Check the syllabus or portal for specific information from that teacher on how grades are determined.
- Look for the blue print. Anything in blue on the portal can be clicked on for more information.
- In order to email teachers from the portal, an email account must be set up on your computer.
- The exam for high school credit classes count 20% of the semester grade. Middle school exams grades may vary based on teacher preferences.

ATTENDANCE AND GRADING CODES USED IN PARENT PORTAL

Attendance Table Codes		Grading Table Codes	
Blank	Present		Collected
UNV	Unverified Absence		Late
PRO	Professional Appointment		Missing
ECP	Early Checkout Professional Appointment		Exempt
ISS	In-School Suspension		Not included in final grade
ECO	Early Checkout Other		
PAR	Parent Reported Absence		
TDO	Tardy Other		
SUS	Suspended		
TDP	Tardy Professional Appointment		
TCO	Tardy and Checkout Other		
CT	Class Tardy		